



District Report Card: 2017


State: Punjab	District: Amritsar
Class: 5	Subject: Language
Schools: 61	Students: 1052


Participation/Coverage


Students

<div>GENDER</div> <div></div>	Boys				Girls			
	Number		%		Number		%	
	525		49.90		527		50.10	

<div>AREA</div> <div></div>	Rural				Urban			
	Number		%		Number		%	
	695		66.06		357		33.94	

<div>CATEGORY</div> <div></div>	SC		ST		OBC		GEN	
	Number	%	Number	%	Number	%	Number	%
	813	77.28	0	0.00	108	10.27	131	12.45

<div>CWSN</div> <div></div>	LD	VI	HI	S&LD	ID	Oth
	2	0	0	1	18	2

<div>Management</div> <div></div>	Government			Government-aided		
	Number		%	Number		%
	964		91.63	88		8.37

Average Performance of Students in Language (%)

Overall	Gender		Area		Management		Social Group			
	Male	Female	Rural	Urban	Govt.	Aided	SC	ST	OBC	GEN
53.36	53.33	53.38	51.47	57.03	52.78	59.70	52.11	0.00	56.67	58.37

Performance on Learning Outcomes (LOs)

Learning Outcomes	Description	Average Performance(%)
L504	Reads and comprehends independently storybooks, news items/ headlines, advertisements etc.	43.92
L508	Reads text with comprehension, locates details and sequence of events	58.08

Range of Performance of Students who Answered Correctly							
Below 30%		30% - 50%		50% - 75%		Above 75%	
Number	%	Number	%	Number	%	Number	%
142	13.50	329	31.27	431	40.97	150	14.26

Lowest Performing Learning Outcomes (LOs)

- 1 - Reads and comprehends independently storybooks, news items/ headlines, advertisements etc. (43.92)
- 2 - Reads text with comprehension, locates details and sequence of events (58.08)